


**Museum  
Leuven**



**BRING AN  
ARTWORK  
INTO YOUR  
HOME!**




Is it an aeroplane?  
Is it a bird?



Normally you can admire this work of art on the top floor of the M, under the rafters of the museum. From this turret room you can look out over the city of Leuven.

As we can't go there at the moment, we are bringing the artwork into your sitting room. Not literally, of course!

That would be difficult because the artwork is rather large, certainly twice as big as a fully-grown adult.





# Meet artist Kiluanji Kia Henda!



© Ana Diaz




Pfff, that's a hard name to get  
your tongue round.


Challenge a member of your  
household to say his name  
faultlessly three times.



Who won?



Kiluanji was born in Angola, a country in Africa. He lives there in the capital Luanda. And he loves to fantasize.



Once he even invented a story of being an astronaut and going into space. He took photographs of his mission and told everyone the story.

Do you like to use your imagination, like Kiluanji?



**Well then, it's high time we set to work!**

# 1. A walk in the mountains



Look very carefully at the artwork and try and answer the following questions.

*How many different photographs can you count in the artwork?*

.....

*How many rectangles can you count?*

.....





1.

*Which colours can you see?*

.....

*What is the title of the artwork,  
do you think?*

.....

*Can you come up with a new title?*

.....

*What do you think there is to see  
in the artwork?*

.....

.....





1.

But what can you really see in the artwork now?

You see a vast mountainscape. Kiluanji singlehandedly laid out a 20-metre-long cloth in these salt mountains.

He took 30 photographs of it, each from a different angle: from above, from the side, from a long way off and from close to. So it's as if you are looking at a different mountain each time.





1.

We're going to try and do that too!




Search the house for a piece of cloth, like a towel or a blanket, for example.

Found something? Super! Lay the cloth over an object, as if you are hiding it. Try this out on as many objects and in as many places as possible, in the house, in the garden or on the patio.

Now choose one place and take 5 photographs of it: from above, from the left, from the right, from a long way off and from close to.

What can you see? Can you see funny new shapes in the image?



## 2. Black bird



You'll need your imagination again for this activity. If you look carefully at the artwork, you'll see that the black spots seem to be alive.

You can recognize all kinds of figures and things in them.

What can you see in them?

.....  
.....



## 2.

Take a sheet of paper and a pencil.

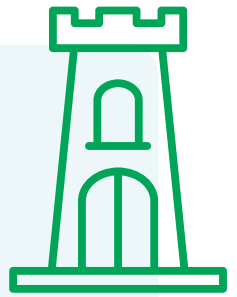


Draw the black areas on your piece of paper and have the shapes come to life by making them into a person, animal or object.

Take a photograph of your artwork and share it at **#getMathome**.



### 3. An iron fortress



Kiluanji has made other artworks, too, including a video.

Here you can see several photographs from that video.



### 3.

Discover here the story of a man who wants to build his dream city in the middle of the desert.

It's an uphill battle because nature always tries to take over. At the end of the story he tries to build an iron fortress with several helpers.





3.


## NICE TO KNOW

The fortress is still in Sharjah desert. You can even go and visit it.

## EXTRA

Make a fortress, like Kiluanji, using objects you have at home. Find a place in the house, in the garden or on your patio.

Take a photograph of your camp and share it at **#getMathome**.




## 4. Sand drawings

In Angola, the country where Kiluanji was born, there is an ancient tradition of **Sona drawings**. These are drawings made in the sand when telling stories. The drawings are never visible for long, because wind and water soon destroy them.

Have you ever been to the seaside? Then you will certainly have drawn or written something in the sand.

Below you can see a Sona drawing. This figure means friendship.




4.



Now make your own Sona drawing. Take a sheet of paper and a pencil and design a symbol. Give it a meaning too.

Tips for themes:

love, family, school, nature, etc.










4.

## EXTRA

Like to take it a step further?



Then choose a figure you like. Have you got one of these things at home?

- Baking flour
- Shaving foam
- Sandpit

Choose one of those materials. Look at the next page to see how it works.



# 4.






## TIP

It is continuous line drawing, so try and draw the figure without lifting your pencil.

### Draw with flour

- Take some flour
- Spread the flour over a tray, a plate, a tablecloth or a table mat
- Draw a figure in the flour with your finger



## 4.



### Draw with shaving foam

- Take some shaving foam
- Spread the shaving foam over a tray, a plate or a table mat
- Draw a figure in the foam with your finger

### Draw in the sandpit

- Go and sit in the sandpit
- Press a patch of sand down with your hand so that you have a flat surface.
- Make a drawing in the sand with your finger



4.



## EXTRA

This activity is even better outdoors.

Take a piece of chalk and try and draw the figures on the ground.

You can also challenge a member of your household to make a drawing as quickly as possible without lifting the chalk.





## Colophon

**Text and concept:** M Leuven

**Design:** Helena Vereycken

**Visuals:** M Leuven

**Icons:** Gan Khoo Lay, Yu luck, Lourenchyus, Jaohuarye, Thanh Loc, Jamie Yeo, Heipi, Made, iconcheese, Vladimir Belochkin, Three Six Five, Deemak Daksina, Fahmi Ramdani, Bruno Bosse, trang5000, Alina Oleynik, Tatiana, Vicons Design, Alfa Design, Three Six Five from the Noun Project