

**Museum  
Leuven**




**BRING AN  
ARTWORK  
INTO YOUR  
HOME!**



**Welcome to the world of  
a snake charmer!**

**May I introduce  
Nel Aerts!**



**Normally you can admire her  
work at the M Leuven.**



Because we cannot go to the museum in person at the moment, we are bringing the artworks into your sitting room!

Nel makes paintings, sculptures, drawings collages and films. She also loves colourful materials. So a real Jill of all trades!

Let's see if we can follow in her footsteps.



# 1. Art on the computer



Ready for the first activity?  
Then click [here](#) and dive straight into the Nel Aerts exhibition.

By clicking on the black spots as you stroll round the exhibition, you will discover the artworks.



1.



Move your mouse to the left and to the right to look at the whole space.

For more information about the works themselves, click on the question marks.

Time now to immerse ourselves in Nel's world. We need our eyes and sensors for this!





1.

Look at the exhibition and try and answer these questions:

*How many eyes can you count?* 

.....

*How many clouds can you count?* 

.....

*How many different colours can you count?*

.....

*How many towers can you count?*

.....



## 2. Wobbly wobbly

During your visit to the exhibition you may have noticed a number of towers.

Crazy, aren't they?

Nel loves collecting things and is always on the lookout for objects of different shapes and sizes. She finds them in second-hand shops and markets as well as in her own house. She then uses those objects to make towers. This keeps her on her toes because it is difficult to get the towers to stand up straight.



## 2.

### Time for a game!


Challenge a member of your household to do this activity with you.

Go through the house looking for all kinds of unbreakable objects: plastic bowls, yoghurt pots, old boxes, etc.

In fact anything you could use to build a high tower.

Now make a tower as high as possible without it falling over.

*Ready! Steady! Start stacking!*







### 3. Mysterious secrets

You have just seen Nel Aerts' towers. But they are not just towers, they are actors!


The exhibition was actually built to look like a theatre. Can you see the stage in the middle and our actors standing on it?

A mysterious story is doing the rounds that one of the actors has a secret.

Can you discover who that is?  
And what his/her secret is?



3.



Fill in this passport and give the actor a personality.

*My name is .....*

*I am ..... years old*

*I live in .....*

*My hobby is .....*

*My favourite dish is .....*

*My big dream is .....*

*I am afraid of .....*




3.

Great stuff! You have given the actor a personality.

But what is his/her big secret?

Draw or write it on a sheet of paper. Let your imagination run wild!

PS: don't tell anyone your secret!




## 4. Flaunting fabrics

Nel's workshop contains hundreds of different kinds of fabric.

She chooses them carefully, picking out the craziest and most colourful patterns before turning them into artworks.

For this activity we are going to use her favourite shapes.


**Look here!**



4.




Which of the above shapes can you see in these artworks?



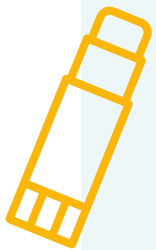
## 4.

Good, now we are familiar with the shapes, the real work can begin!



Search the house for a few pieces of fabric. Perhaps you can use an old towel, a threadbare sheet or an item of clothing that's too small.

- Take a sheet of paper, a pair of scissors and a glue stick.
- Cut Nel's favourite shapes out of a piece of fabric.
- Now choose one or more shapes that you like and cut them out too.
- Arrange all your shapes on the sheet of paper and then glue them on.



Take a photograph of your artwork and share it at **#getMathome**.




4.

## NICE TO KNOW


The artist also loves children. She believes that art has a magical power that can bring people together.

A while ago she invited children in Leuven hospital to experiment with fabric with her.

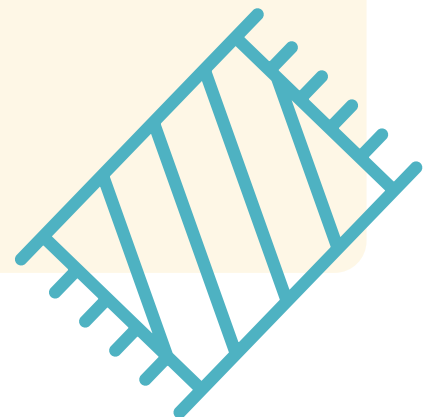
She took all her fabrics with her and created a large workplace in the middle of the hospital. Nel and the sick children made warm blankets.



4.



Aren't they stunning!







## Colophon

**Text and concept:** M Leuven

**Design:** Helena Vereycken

**Visuals:** M Leuven

**Icons:** Made, Pham Thanh Loc, Elisabeta, Alfa Design, trang5000, rivercon, Fahmi Ramdani, Richard Schumann, DTDesign, Handicon, Roberto Colombo, Unlimiticon, Vladimir Belochkin, iconcheese, Bruno Bosse, Vicons Design, Tatiana, Alina Oleynik from The Noun Project