

**Museum
Leuven**



**BRING AN
ARTWORK
INTO YOUR
HOME!**

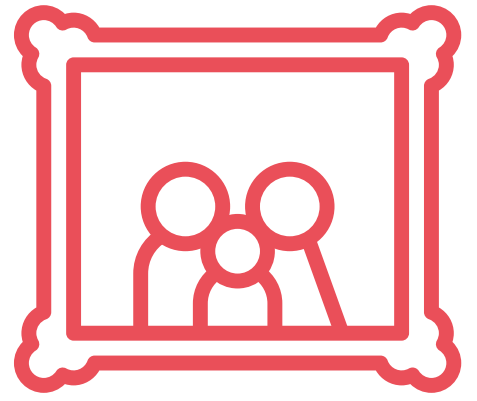


Art moves

Today we are going to take a peek at the **Body Language** exhibition.





We can't admire the artworks for real at the moment, so today we are bringing them into your sitting room. Fancy exploring the exhibition with us?





In this exhibition you will see...

- old and new works of art
- lots of movement
- a very bored couple
- several naked bodies



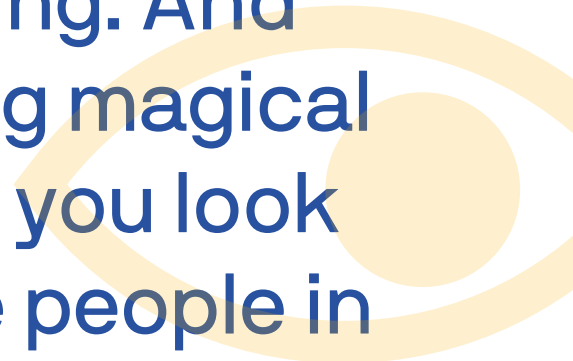
But what is body language?
Which language is that?

For centuries artists have depicted people in their paintings, sculptures, videos, etc. The bodies of those people tell a story.






Body language tells us something about what a person is thinking and feeling. And sometimes something magical happens because, if you look carefully, it is as if the people in the artwork are moving.



So it's high time we try and track down some of that movement.






1. A virtual search

While we may not be able to visit the museum in person, we can take a virtual look. Are you coming?

If so, press [here](#).


By clicking on the black spots as you stroll round the exhibition, you will discover the artworks. Move your mouse to the left and to the right to look at the whole space.





1.

For more information about the works themselves, press the question marks.



You really have to use your eyes for the first activity. So first blink 10 times to warm them up.


Now you are all set to search our virtual museum.

TIP

Challenge a member of your household to find more items than you can.

1.

→ How many of these details can you find in the exhibition?



→ How many naked people can you spot?

→ How many sculptures are there in the exhibition?

→ How many mirrors have you seen?



1.

EXTRA

If you are up for more searching, here's how you can use your tentacles again. Below you can see the artwork called 'The Martyrdom of Saint Sebastian'.

Take a good look at the painting.



1.

Now take a timer, a sheet of paper and a pencil. Give yourself 1 minute to write down or draw as many of the things in the picture as you can.



TIP

Challenge a member of your household to do this activity against the clock with you. Who won the contest?





1.

Read the story of Saint Sebastian here




Sebastian was tied to a tree and shot with arrows. They call him a martyr, which means he was not prepared to give up his Christian faith. He was even prepared to die for his belief in God. The archers are clearly out for his blood but Sebastian shows no sign of pain. For many he was a real hero.



2. Where is the Lost Son?



Did you see these sculptures while you were searching the museum? They all tell the same story.





2.

And that's the story of the Lost Son:

One day a son decided to leave home and go on an adventure.

This made his father very sad. The son's journey was much more difficult than he expected. And he was homesick. So he returned to his father.

His father wasn't angry with him, but instead threw a big party to celebrate his son's return.




Though these artworks tell the same story, they all look different.

2.



Take a sheet of paper and pencil and write down as many differences as you can between the three works.

Which of these three artworks is your favourite? Tell a member of your household and explain why you chose that work.





3. A silent cup of coffee

Among all the sculptures and paintings in the exhibition, you will also find a video. Look here!



It shows an older couple who are obviously bored to tears. Not much happens in the video. The man and the woman hardly look at each other and they don't speak either. That must be very dull, don't you think?

3.

For the next activity, you have to pretend you are that couple. Challenge a member of your household to a dual.

TIP

If you can't find anyone to do this activity with you, move straight on to the next one.

→ *Go and sit opposite each other.*

→ *Look deep into each other's eyes.*


→ *Keep this up as long as you possibly can without bursting out laughing.*

Who kept it up longest?





3.

That's enough silence. It's time to get this couple talking. Try and break the silence between the man and the woman. Think what they might say to each other. Write it in the speech balloons or on a sheet of paper.



4. Ready for the photo?

At the end of our virtual tour we find these three family portraits. 



Does anything strike you when you look at the people in the photographs?

I'll give you a clue. It's the same people in the first and second photographs. And in the third photo you see the woman again. The family members have disguised themselves so we hardly recognize them now.



4.



Note their poses. Look for a chair or sofa in your own house and try out as many of these poses as possible



How does it feel?

Which pose is the craziest?

Do you ever sit like that on the sofa?

4.




Take a good look at the photographs again. In the second portrait, the family members are wearing different clothes.

Bonkers, aren't they? What could be the story behind it? Allow your imagination to run wild and invent a story about this crazy family.

Write it underneath or on a sheet of paper. Or tell the story to a member of your household.

Here are a few questions to help you on your way.





4.

Who are the people in the photographs?

.....

What are their names?

.....

Where are they?

.....

When was this photograph taken?

.....

Why is the woman wearing a mask?

.....

Why is the man suddenly wearing glasses?

.....


Why is the boy in disguise?

.....



4.

EXTRA



Go and find two other members of your household, a sofa and some dressing-up clothes.

Pretend you are the family in the pictures and do your best to imitate them.

Take a photograph of each pose and share it with us at **#getMathome**.

So now you have your very own family portraits!





Colophon

Text and concept: M Leuven

Design: Helena Vereycken

Visuals: M Leuven

Icons: Vincencio, Alfa Design, trang5000, Vectors Market, Fahmi Ramdani, Richard Schumann, Rudez Studio, Tatiana, Vicons Design, Bruno Bosse, Ben Davis, icon 54, Andrejs Kirma, Deepz, Ben Davis, Landan Lloyd, Universal Icons, Vectors Point, Made, Nuno Lezon from The Noun Project